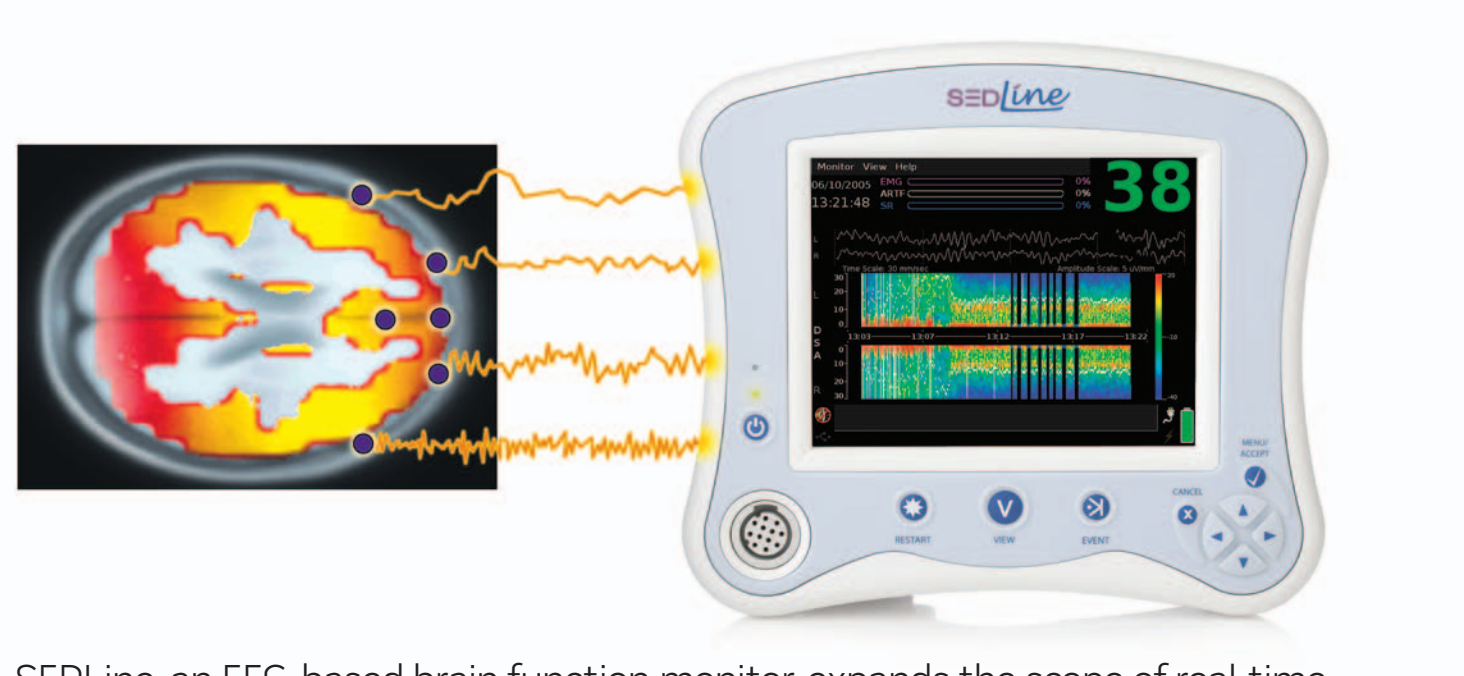


SEDLine® Brain Function Monitoring

A more complete picture starts with more complete data



Key Features and Benefits



SEDLine, an EEG-based brain function monitor, expands the scope of real-time data and improves the management of an anesthetic case by enabling more individualized titration.

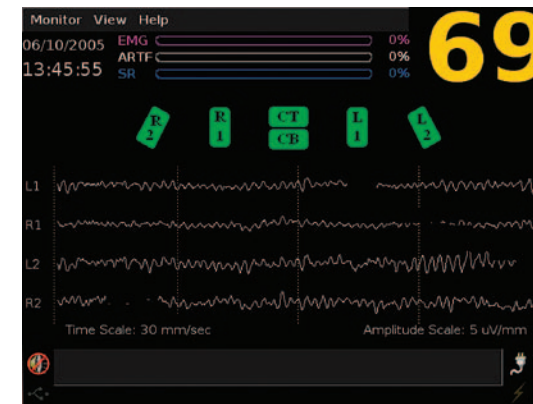
Featuring 4-channels of high-quality EEG data, SEDLine provides information about both sides of the brain and yields a single sophisticated algorithm to give accurate, reliable information about a patient's response to anesthesia. Multiple screen views expand the level of information available and the convenience with which it can be received.

A user-friendly package helps optimize the utility of SEDLine in the OR and the ICU.

- > **Access to 4-channel EEG Data Enhances Monitoring** - Yields data from both sides of the brain through a single integrated algorithm
- > **Patient State Index (PSI™) Provides Rapid Assessment** - Color-coded numeric values clearly indicate level of sedation/anesthesia to facilitate rapid assessment
- > **Density Spectral Array (DSA) Facilitates Early Response** - Easy-to-interpret, high resolution graphic of bi-hemispheric activity enables immediate detection of asymmetrical activity
- > **SEDLine Patient Module** - Offers superior resistance to electrocautery¹

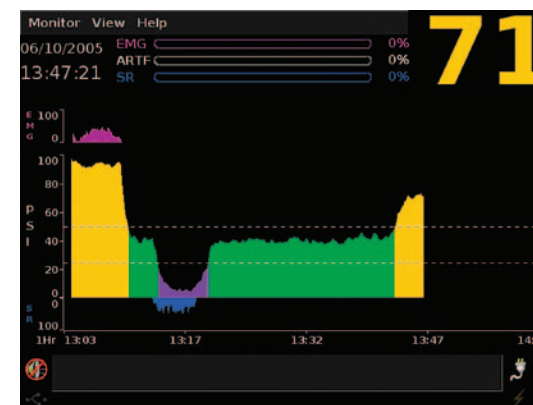


Monitor Display Formats



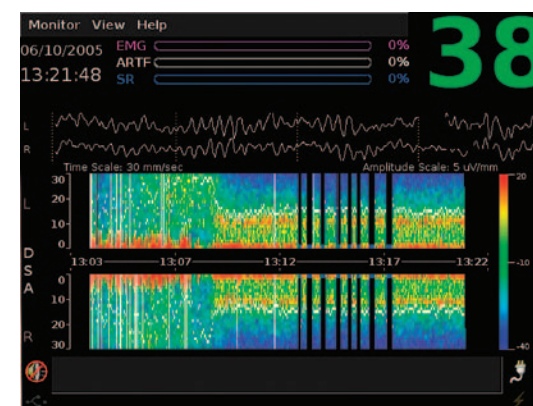
4-Channel EEG Screen

- > Enhances insight by displaying underlying signal and a clear picture of sensor status
- > Four channels of real-time EEG activity



Patient State Index (PSI) Trend Screen

- > Facilitates fast assessment of patient status at a glance
- > Additional information available to assess signals: Electromyograph, Artifact Indicator, Suppression
- > SEDLine is resistant to electrosurgical interference—even from cautery—ensuring consistently reliable PSI values*¹



Density Spectral Array (DSA) Display

- > Enables viewing of EEG information from multiple locations in both hemispheres of the brain
- > Facilitates real-time detection of asymmetrical activity, enabling early response

The SEDLine sensor is designed for ease in application and enhanced patient comfort while ensuring the highest quality data.



- > **4 Active Leads**
 - Collects higher volume of data in key areas of frontal lobe
- > **Disposable Sensor Technology from NASA Sleep Studies**
 - Ensures high-quality EEG signals are collected
- > **Streamlined Design**
 - Applies quickly and easily
 - No plastic disk to press

MONITOR SPECIFICATIONS

Product

4-channel EEG monitor for display of processed and real-time EEG

Digital Outputs

Ethernet: 10/100 MBps with RJ45 connector; USB: 2.0 Host with series "A" receptacle

Software Updates

Field downloadable software

Electrical

Battery power User-replaceable 3-cell lithium ion battery pack
 Capacity Approximately 40 minutes after full charge
 Battery Charging Time 4 hours
 AC Power 100 to 240 VAC, 50/60 Hz, 30 W nominal,
 50 W maximum during battery recharge

Physical Characteristics

Dimensions 8" x 9" x 6" (20 cm x 23 cm x 15 cm)
 Weight 4.5 lbs (2.04 kg)
 Alarms Audible and visual with user-adjustable limits

Display/Indicators

Data Display
 PSI trend, real-time EEG, Trend/EEG, and DSA
 Type
 6.4" (16.3 cm) diagonal TFT (VGA resolution) with dual backlights

Compliance

Compliance EN 60601-2-26

SENSOR SPECIFICATIONS

Active Electrodes L1, L2, R1, and R2
 Ground Electrode CB
 Reference Electrode CT
 Duration of Use Maximum of 24 hours

Biocompatibility Noncytotoxic, nonsensitizing, and not a primary skin irritant
 Latex Content Latex-free
 Sterility Level Clean

¹ White PF, et al. Is the Patient State Analyzer* with the PS Array a cost-effective alternative to the Bispectral Index Monitor during the perioperative period. *Anesth Analg*. 2004;99:1429-1435. Available online at <http://www.anesthesia-analgesia.org/cgi/content/full/99/5/1429>.

*This study compared SEDLine's predecessor, the PSA 4000, to BIS XP. However, SEDLine utilizes the same amplifier technology as the PSA 4000, and internal tests show that SEDLine has even greater resistance to interference than the PSA 4000.